V2.2 NOTE: THIS DEVICE IS ROHS COMPLIANT.

REVISIONS							
SYM	DESCRIPTION	DATE	APPROVED	SYM	DESCRIPTION	DATE	APPROVED
△	REVISE DRAWING	26/JUL/19'	ABER	△			
△				△			
**CUSTOMER DRAWING FOR REFERANCE ONLY, SAMPLES APPROVAL ARE REQUIRED!!							240

SCHEMATIC

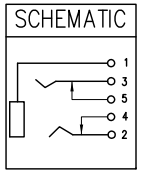

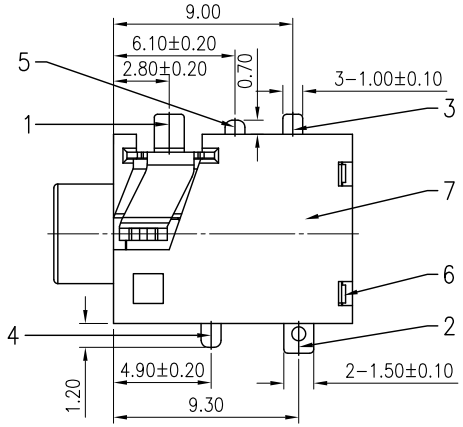

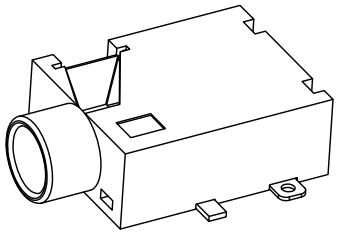

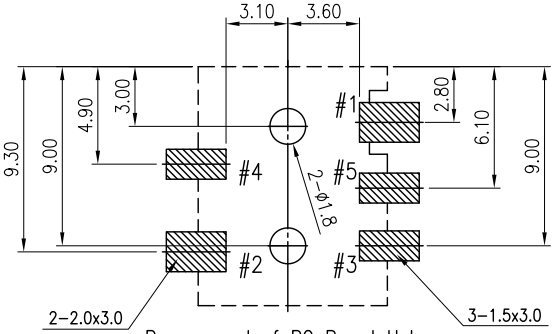

Recommend of PC Board Holes

Tolerance : ±0.05(Top view)

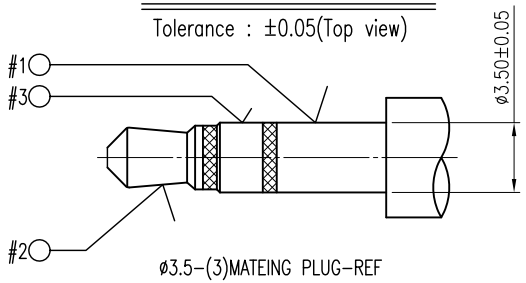

ø3.5-(3)MATEING PLUG-REF

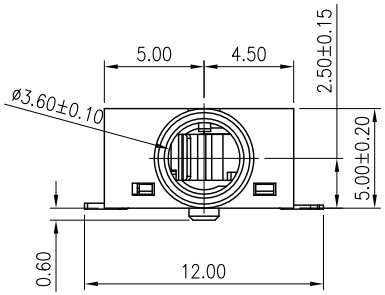

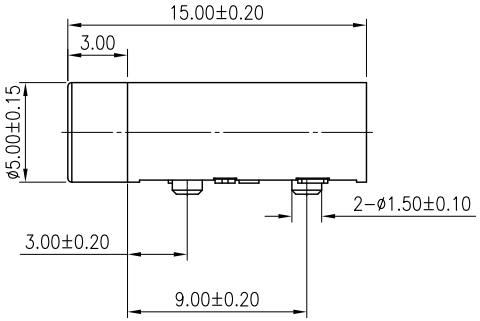

NOTES:
ELECTRICAL CHARACTERISTICS:
RATING: DC 30V 0.5 A ;
CONTACT RESISTANCE: 30mΩ MAX.(INITIAL),
BETWEEN PLUG AND CONTACT 100MΩ MAX;
(FINAL) AFTER LIFE TEST:≤60mΩ ;
DIELECTRIC WITHSTANDING VOLTAGE: 500V AC FOR ONE MINUTE ;
INSULATION RESISTANCE: 100MΩ MIN. MEASURED BY 500 VDC;
MECHANICAL CHARACTERISTICS:
PLUG INSERTION FORCE 0.3~3.0kgf (INITIAL),
0.3~3.0kgf (FINAL) LIFE TEST;
PLUG EXTRACTION FORCE: 0.3~3.0kgf (INITIAL),
0.3~3.0kgf (FINAL) LIFE TEST;
DURABILITY TEST: 5,000 CYCLES MIN;
OPERATING TEMPERATURE: -25°C ~ +70°C;
SOLDERING HEAT RESISTANCE REFLOW SOLDERING 260°C;
PLUG INTERFACE DIMENSIONS CONFORM TO EIAJ RC-5325A SPEC;
PACKAGING: TAPE/REEL.

ORDER INFORMATION:
JP009-Rt3B3AB
JP: PHONE JACK
009: SERIES NO.
Rt: PCB TYPE, R/A SMT
3B3: CIRCUIT CONSTRUCTION, SEE SCHEMATIC
A: FRAME CODE
B: CLASS OF CENTER PIN, ø3.60

NO	PART NAME	Q'TY	MATERIAL	REMARK
7	HOUSING	1	PA9T	BLACK
6	COVER	1	PA9T	BLACK
5	TERMINAL	1	BRASS, t=0.20mm	MB: NI GOLD FLASH
4	TERMINAL	1	BRASS, t=0.20mm	MB: NI GOLD FLASH
3	SPRING TERMINAL	1	PHOSPHOR BRONZE, t=0.20mm	MB: NI GOLD FLASH
2	SPRING TERMINAL	1	PHOSPHOR BRONZE, t=0.20mm	MB: NI GOLD FLASH
1	CONTACT FOOT	1	PHOSPHOR BRONZE, t=0.30mm	MB: NI GOLD FLASH

TOLERANCES UNLESS OTHERWISE SPECIFIED ±0.20			SIGNATURES		DATE	MODEL
			DRAWN	ABER	26/JUL/19'	TITLE PHONE JACK
SYMBOL △	UNIT mm	SCALE 3/1	CHECKED	AARON	26/JUL/19'	NO. JP009-Rt3B3AB
			APPROVALS			

MMT CORPORATION

TEL:(510)979-2188 www.mmtmachrone.com FAX:(510)979-2189